



# WEEKEND COURSE SURVEY

Results from  
Fall 2011 and  
Spring 2012  
Students

# OVERVIEW

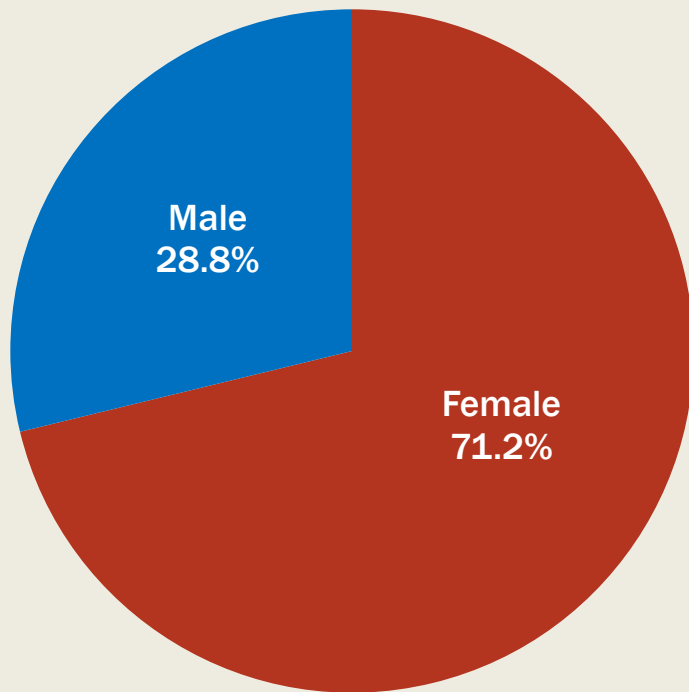
- **Purpose of survey: measure TCC students' needs and preferences regarding weekend courses to plan for future courses and available services**
- **Method**
  - **Weekend Course Survey developed by Lauren Brookey, Peggy Dyer, and Kevin David in Fall 2011**
  - **Data collection in January and early February of 2012**
  - **Analysis conducted by Planning and Institutional Research in February of 2012**

# SAMPLE

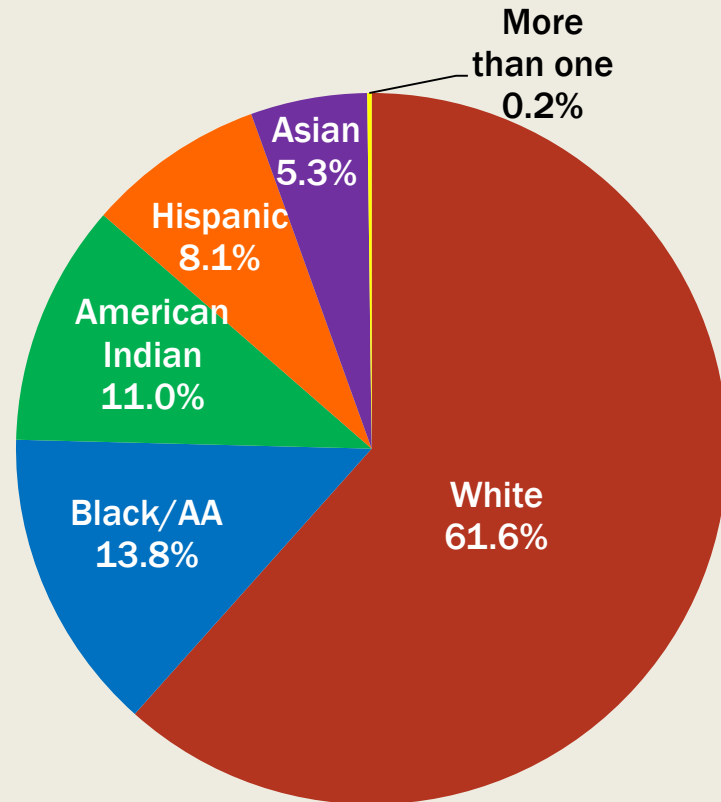
- **496 students enrolled in weekend courses at TCC during Fall 2011 and Spring 2012**
  - **Weekend courses were defined as those that meet only on some combination of Friday evenings (starting at 4:30pm and later), Saturdays, and Sundays**
  - **181 students enrolled in Fall 2011 completed an online version of the survey**
  - **315 students enrolled in Spring 2012 completed the survey in their weekend courses (ACS Directors coordinated efforts on each campus)**
    - **24 courses across the four campuses with the following breakdown:  
6 Metro courses (N = 85), 5 Northeast courses (N = 58), 4 Southeast courses (N = 76), and 9 West courses (N = 96)**

# DEMOGRAPHICS OF SAMPLE

## Gender

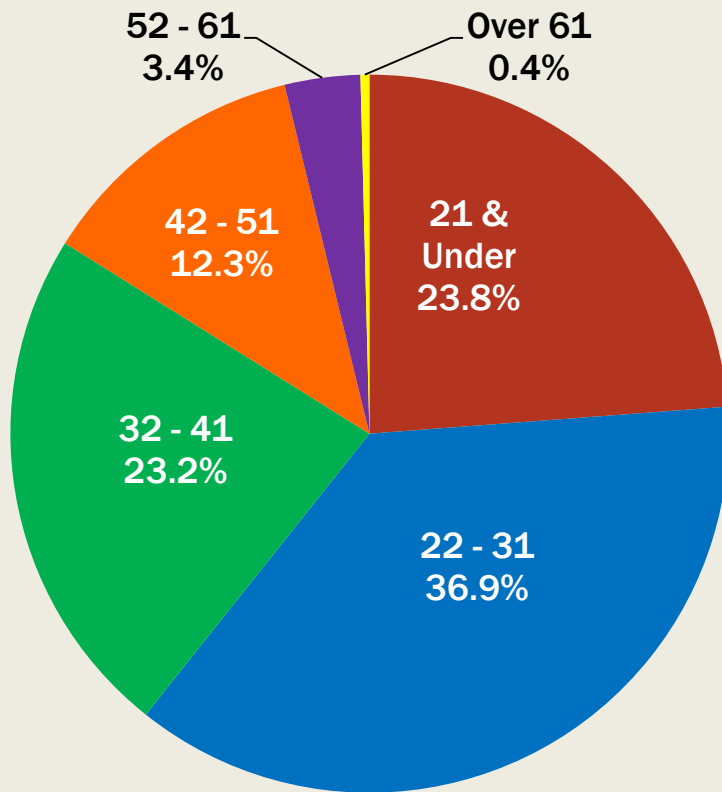


## Race

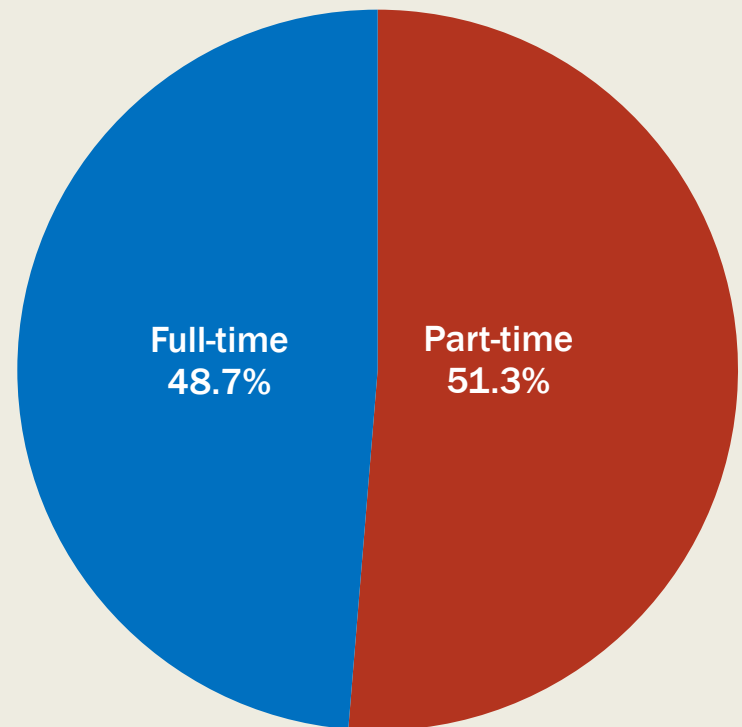


# DEMOGRAPHICS OF SAMPLE

## Age Groups (Mean = 30.4)

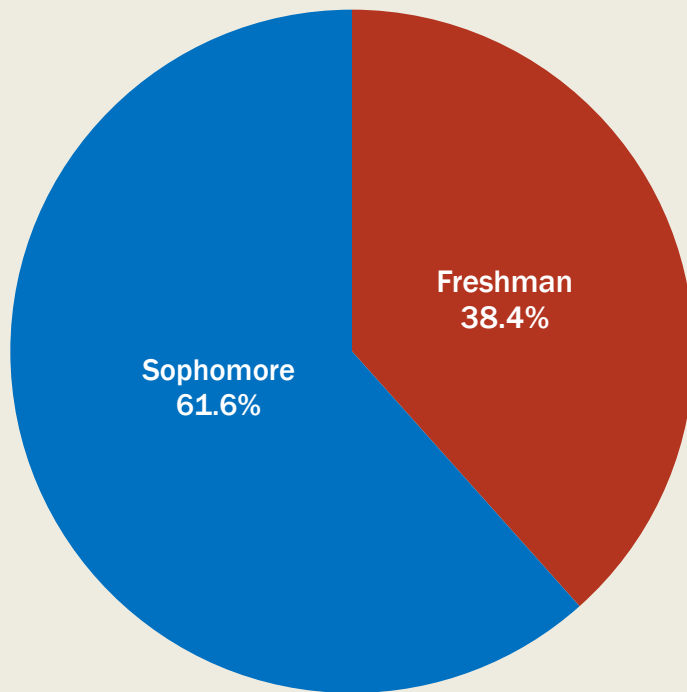


## FT/PT Status

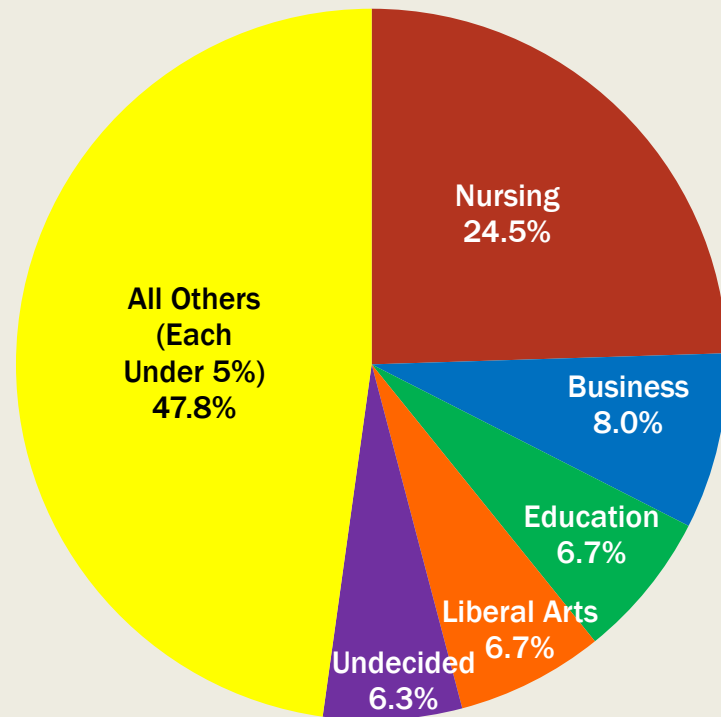


# DEMOGRAPHICS OF SAMPLE

## Class Year

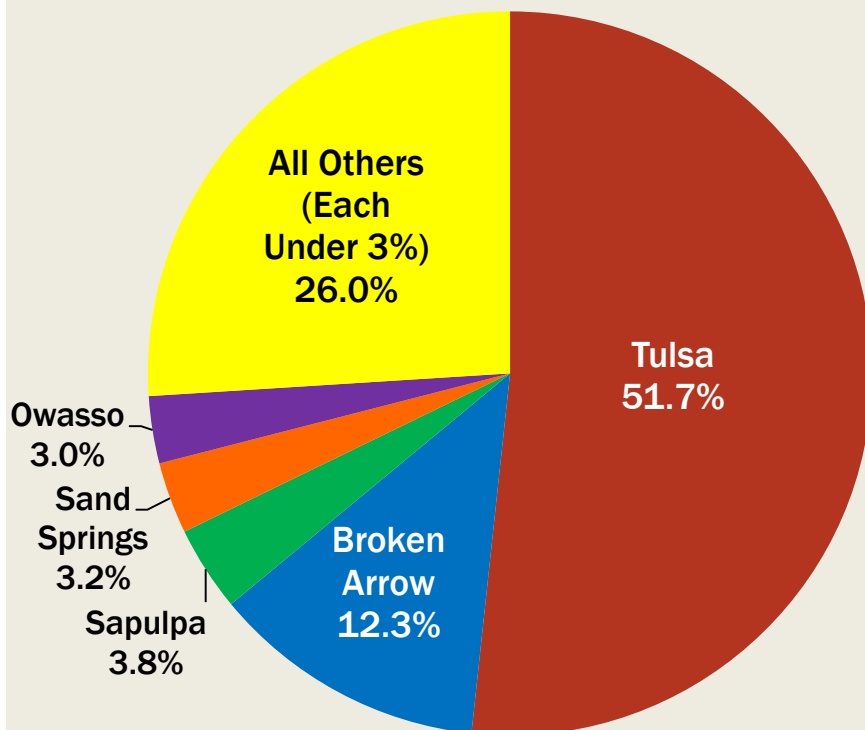


## Majors

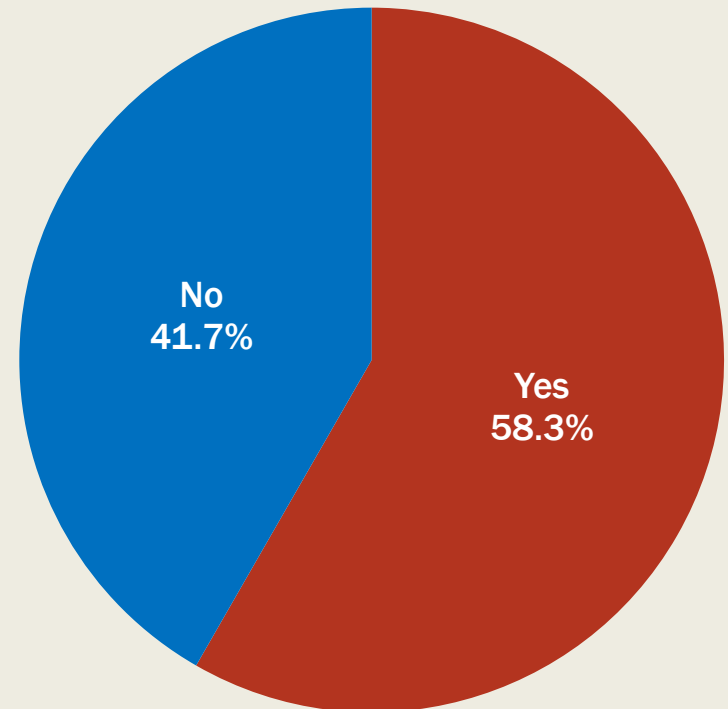


# DEMOGRAPHICS OF SAMPLE

## Home City



## Received Any Financial Aid



# AGE AND GENDER DIFFERENCES

## ■ Employment status

- Whether or not a student was employed did not vary as a function of gender or age
  - Yet, those reporting full-time employment were significantly older than part-timers

## ■ Financial aid

- Females had a significantly higher rate of receiving any financial aid than males
- No age differences on whether or not students received any financial aid



# AGE AND GENDER DIFFERENCES

## ■ College goals

- Students whose primary college goals were “Transfer to a four-year institution” and “Other” were significantly younger than those who reported their goals as “Earn an Associate’s degree” and “Personal enrichment”
- Compared to females, males were more likely to report “Transfer to four-year institution” and less likely to report “Earn an Associate’s degree” for primary goal

# AGE AND GENDER DIFFERENCES

- **Reasons for taking weekend courses**
  - Older students were significantly more likely than younger students to take weekend courses because they work well for their family schedule and they are convenient
    - However, younger students were significantly more likely than older students to take a weekend course because their preferred instructor was teaching it
  - No gender differences on reasons for taking weekend courses

# REASONS FOR TAKING WEEKEND COURSES

- Students rated the extent to which they agreed with various statements using a 5-point scale (higher scores indicate more agreement; descriptive statistics for survey items are in the appendix)
- Reasons for taking weekend courses
  - The highest rated reasons for taking weekend courses were:
    - “Weekend classes are convenient,”
    - “Weekend classes allow me to complete a course in just a few weeks,” and
    - “Weekend classes work well for my family schedule”
  - The lowest rated reason was “the weekend section was the only section available when I enrolled”

# IMPORTANCE OF WEEKEND COURSES

- **Alternative actions if weekend courses were not offered**
  - **If weekend courses were not offered where they enrolled, students were most likely to report that they would:**
    - **“Take classes during the week,”**
    - **“Take a weekend class at another campus,” and**
    - **“Take online courses”**
  - **The lowest rated alternative action was “would not be able to take classes,” although 22% of students either agreed or strongly agreed with this statement**
- **Students reported that weekend courses are important to helping them achieve their academic goals and that they want General Education courses as well as courses in their major offered on the weekends**

# WEEKEND COURSES BY CAMPUS

- When asked to select one TCC location they would prefer for weekend courses, students responded as follows:
  - Metro (22.2%)
  - Northeast (10.9%)
  - Southeast (39.2%)
  - West (21.0%)
  - Education Outreach Center (0.2%)
  - Online (3.8%)
  - Other (please write in) (2.6%)
    - “No preference” was most common “Other” answer

# WEEKEND COURSES BY CAMPUS

- Interestingly, 72.7% of students selected the campus at which they take most of their courses
- When rating the extent to which they agree with whether they would take weekend courses at each campus, students' ratings were as follows:
  - Metro (mean = 3.47; mean of students from other 3 campuses = 3.01)
    - Mean of Metro students = 4.44
  - Northeast (mean = 2.88; mean of students from other 3 campuses = 2.62)
    - Mean of Northeast students = 4.33
  - Southeast (mean = 3.68; mean of students from other 3 campuses = 3.10)
    - Mean of Southeast students = 4.55
  - West (mean = 3.01; mean of students from other 3 campuses = 2.66)
    - Mean of West students = 4.73

# CAMPUS SERVICES ON WEEKENDS

- When asked about which campus services they currently use on the weekends, the most frequently used services were as follows:
  - LRC (38.1% report using at some point during the weekends),
  - Computer lab (36.6% report using at some point during the weekends),
  - Campus store (29.8% report using at some point during the weekends), and
  - Fitness center (19.8% report using at some point during the weekends)
- West Campus students reported significantly higher rates of using the computer lab on the weekend (61.8%) than students from the other three campuses (31.0% for Metro, 36.4% for Northeast, and 32.0% for Southeast)
  - No other campus differences on current use

# CAMPUS SERVICES ON WEEKENDS

- Students also rated on a 5-point scale the extent to which they would use campus services, if available, with the highest ratings for the following:
  - Computer lab (mean = 4.11),
  - LRC (mean = 4.06),
  - Campus store (mean = 4.03), and
  - Fitness center (mean = 3.94)
  - Notably, ratings were lower for services not currently offered, such as Advisement/Counseling (mean = 3.59), Financial aid (mean = 3.52), Enrollment services (mean = 3.33), and Bursar (mean = 3.15)
- There were no differences across campuses in what students would use



# QUALITATIVE FEEDBACK

- The last item on the survey asked students to provide any comments they have about their experiences with TCC's weekend courses
  - 46.0% of students provided comments for that item
- Themes from comments
  - Many students reported being grateful for weekend courses (especially those who work full-time) and noted that they would not be able to complete their programs without them
    - Students also liked that weekend classes allow them to complete courses in a short amount of time, and they liked how calm and quiet the campuses are on the weekends
    - One student wrote, *"Weekend courses Rock! Thanks for offering them!"*

# QUALITATIVE FEEDBACK

- Students want more college services open on the weekends, and for longer hours (for those that are open), especially the campus store, computer labs, LRC, and fitness center
  - A few noted that they pay the same fees for services but aren't able to use them as much as the students who take courses during the week
- Some students would like to see more course offerings on the weekends
- A few students appreciated the weekend course survey, reporting that they were grateful for the opportunity to provide feedback on these courses
- *“well the weekdays or weekends are suitable for me. Ive dedicated my life to school and need all the helpful resources available for me. im happy to be attending college here and look forward to obtaining a part-time job on campus. thank you so much for believing in me things are really difficult for my personal life right now but im in the right track.”*<sup>18</sup>

# CONCLUSIONS

- Weekend courses seem to be especially popular among students between the ages of 32-51, as the percentages of these students were higher in this sample than in the general student population
- Students interested in the Nursing field appear to make up a substantial minority of the weekend course student population
- Results indicate that students like the convenience of weekend courses, believe the courses help them achieve their goals, and would like to take General Education as well as major courses on the weekend

# CONCLUSIONS

- Most students prefer to take weekend courses on the campus at which they are already enrolled
  - When rating how likely it is that they would take a weekend course on a *different* campus, Metro and Southeast seemed to be rated the highest
  - Interestingly, 22% of students reported that they would not be able to take classes if weekend courses were not offered on the campus at which they were enrolled
- The services that students say they want to use the most (e.g., computer lab, LRC) appear to be the services that are already offered and used on the weekends
  - Yet, many students report they would like greater access to campus services on the weekends

ANY QUESTIONS?





# APPENDIX

Descriptive  
Statistics  
for Survey  
Items

# SURVEY RESPONSES: EMPLOYMENT, PAYMENT, AND GOALS

- How would you describe your current employment status?
  - Currently employed full-time (52.5%)
  - Currently employed part-time (21.6%)
  - Currently not employed (25.9%)
  
- What is your *primary* method of payment for College?
  - my personal funds (18.2%)
  - family or friends are paying for my classes (6.2%)
  - employer is paying for my classes (3.9%)
  - financial aid loans and/or grants (62.7%)
  - scholarship(s) (3.3%)
  - military benefits (2.5%)
  - Tribal benefits (1.0%)
  - Other (please write in) (2.1%) (“Tulsa Achieves” was most common answer)
  
- How would you describe your *primary* college goal?
  - Transfer to a four-year university (63.1%)
  - Earn an Associate’s Degree (28.2%)
  - Earn a Certificate (2.4%)
  - Enhance job skills (2.2%)
  - Personal enrichment (0.6%)
  - Other (please write in) (3.5%) (“Earn a graduate degree” was most common answer)

# SURVEY RESPONSES: CAMPUSES AND LEARNING ABOUT COURSES

- At which TCC location do you take most of your classes?
  - Metro (28.9%)
  - Northeast (13.4%)
  - Southeast (35.6%)
  - West (13.8%)
  - Education Outreach Center (0.0%)
  - Online (4.7%)
  - Other (please write in) (3.5%) (“Combination of campuses“ and “All campuses” were most common)
  
- At which TCC location would you prefer to take your weekend classes?
  - Metro (22.2%)
  - Northeast (10.9%)
  - Southeast (39.2%)
  - West (21.0%)
  - Education Outreach Center (0.2%)
  - Online (3.8%)
  - Other (please write in) (2.6%) (“No preference” was most common answer)
  
- Please circle what *best describes* how you found out about TCC’s weekend courses.
  - TCC website (67.1%)
  - A TCC advisor (7.9%)
  - Another TCC student (6.9%)
  - A TCC instructor (3.9%)
  - A friend or family member (6.1%)
  - TCC advertising (4.3%)
  - Other (please write in) (3.9%) (“TED” and “Looking through schedule” were most common)



# SURVEY RESPONSES: REASONS FOR TAKING WEEKEND COURSES

- Extent of agreement with the items below rated on a 5-point scale (means in parentheses)
- I take weekend classes because....
  - My work schedule does not allow for weekday or weeknight classes. (2.95)
  - Weekend classes work well for my family schedule. (3.52)
  - Weekend classes are convenient. (4.00)
  - Weekend classes allow me to complete a course in just a few weeks. (3.67)
  - Weekend courses are close to my home. (3.11)
  - The weekend section was the only section available when I enrolled. (2.51)
  - My preferred instructor teaches weekend classes. (3.20)

# SURVEY RESPONSES: PREFERENCES AND ALTERNATIVES

- Weekend courses are important to my ability to achieve my academic goals. (3.86)
- It is important to me to have General Education courses offered on the weekends. (3.88)
- It is important to me to have courses in my specific major program offered on the weekends. (4.00)
- I would attend weekend classes at Metro Campus. (3.47)
- I would attend weekend classes at Northeast Campus. (2.88)
- I would attend weekend classes at Southeast Campus. (3.68)
- I would attend weekend classes at West Campus. (3.01)
- I would enroll in online weekend classes. (3.25)
- If weekend classes were not offered on the campus at which I am now enrolled, I would...
  - Take classes during the week. (3.82)
  - Take online courses. (3.41)
  - Take a weekend class at another campus. (3.60)
  - Not be able to take classes. (2.42)

# SURVEY RESPONSES: CAMPUS SERVICES

- If offered on the weekend, I would use the following services....
  - Advisement/Counseling (3.59)
  - Bursar (3.15)
  - Campus Store (4.03)
  - Computer Lab (4.11)
  - Enrollment Services (Admissions) (3.33)
  - Financial Aid (3.52)
  - Fitness Center (3.94)
  - Language Lab (2.97)
  - LRC (Library) (4.06)
  - Math Lab (tutoring) (3.64)
  - Testing Center (3.65)
  - Writing Lab (tutoring) (3.47)

# SURVEY RESPONSES: CAMPUS SERVICES

- Check which of the following services you currently use on the weekend and when (check all that apply):

Services	Friday Evenings	Saturdays	Sundays	Do not use on Weekends	Not Available on Weekends
Campus Store	15.4%	19.2%	1.6%	35.8%	23.4%
Computer Lab	19.4%	31.1%	7.5%	39.8%	8.9%
Fitness Center	11.1%	16.2%	4.2%	54.5%	8.7%
Language Lab	3.6%	5.1%	1.2%	64.2%	6.5%
LRC (Library)	20.0%	33.3%	7.3%	41.8%	6.7%
Math Lab (tutoring)	6.9%	10.5%	3.0%	58.2%	9.1%
Testing Center	5.3%	9.5%	1.2%	58.2%	10.9%
Writing Lab tutoring)	6.5%	8.7%	2.8%	60.8%	8.5%