

**Eleventh Annual TCC/NAACP  
Youth Helping Youth Conference:  
“Celebrating Black History: Checklist for Success”  
February 22, 2014, Northeast Campus  
Evaluation Report**

**March 4, 2014  
Office of Planning and Institutional Research**



## Executive Summary

Results of evaluations from the NAACP: Youth Council/TCC “Youth Helping Youth Conference” are presented in this report. The evaluation instrument consisted of eleven items: four 4-point, Likert-type scale questions; two yes/no response format; one multiple choice; one open-ended item for comments; and three demographic questions. The survey was distributed to students and parents at the end of the conference after a combined session. Parent responses consist of 33 surveys; student responses consist of 59 surveys. Findings suggest the following:

- The majority of attendees (100% of parents and 95% of students) were satisfied with the overall experience, indicating they either “Liked it” or “Loved it.” Combining responses from both parents and students, 96% reported that their expectations were met, and 99% indicated that they would recommend this program to others.
- When asked how satisfied they were with the break-out sessions, 97% of parents and 87% of students reported that they “Liked it” or “Loved it.”
- The majority of parent/guardians were female (70%); the gender of students were nearly the same (males, 49%; females, 51%).
- When examining student year in school, the largest category of student attendees was 9th grade at 25%, and the lowest was tied for 10<sup>th</sup> and 12<sup>th</sup> grades at 9%.

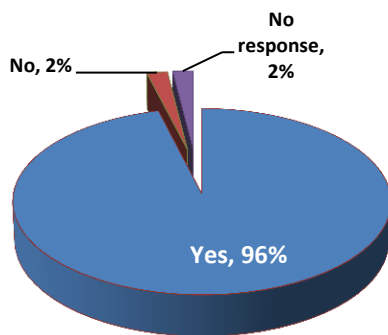
Total Attendance: Slightly over 200, reported by Dean of Diversity and Civic Engagement

## NAACP Student Results

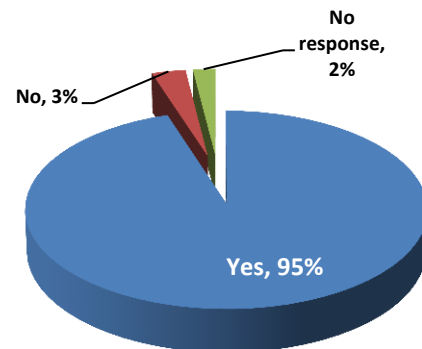
Rating Item	Didn't Attend/ No Response	Didn't Like It	So-So	Liked It	Loved It
Opening Session	10%	0%	19%	53%	19%
Student Sessions	3%	2%	7%	41%	47%
Understanding of Information Presented	3%	0%	12%	46%	39%
Overall Experience	3%	0%	2%	41%	54%

NOTE: Due to rounding, rows may not always add up to 100%

### I would recommend TCC's NAACP program to others



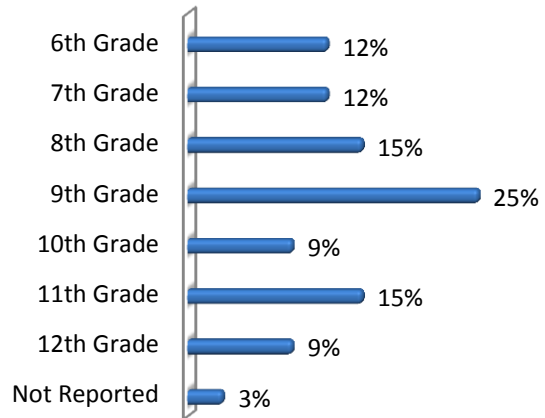
### My expectations for the program were met



## NAACP Student Demographics

### Student Year in School (self-reported)

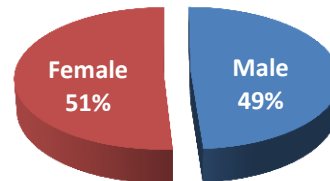
	Number	Percent
6 <sup>th</sup> Grade	7	12%
7 <sup>th</sup> Grade	7	12%
8 <sup>th</sup> Grade	9	15%
9 <sup>th</sup> Grade	15	25%
10 <sup>th</sup> Grade	5	9%
11 <sup>th</sup> Grade	9	15%
12 <sup>th</sup> Grade	5	9%
Not Reported	2	3%
<b>Total Respondents</b>	<b>59</b>	<b>100%</b>



NOTE: Due to rounding, columns may not always add up to 100%

### Student Gender

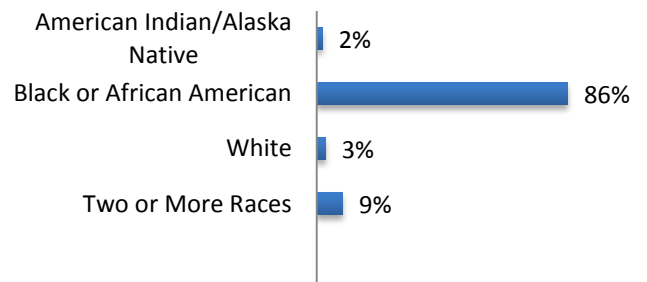
	Number	Percent
Male	29	49%
Female	30	51%
<b>Total Respondents</b>	<b>59</b>	<b>100%</b>



NOTE: Due to rounding, columns may not always add up to 100%

### Student Ethnicity

	Number	Percent
American Indian/Alaska Native	1	2%
Black or African American	51	86%
White	2	3%
Two or More Races	5	9%
<b>Total Respondents</b>	<b>59</b>	<b>100%</b>



NOTE: Due to rounding, columns may not always add up to 100%

## NAACP Student Comments

### Which workshops did you (student) find most useful? (Number of responses in parentheses)

ACT Prep (13)  
Black History: Past and Present (10)  
The Power of Mentoring (8)  
So, You Think You're Ready to Enroll? (8)  
Students of Color and the College Experience (8)  
You Can't Major in Basketball (8)  
Overcoming the Financial Obstacles (0)

### What would improve this event? (student perspective)

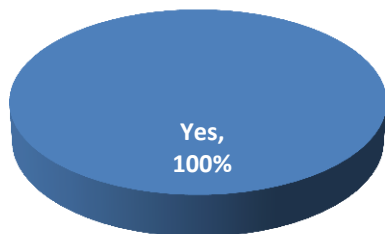
- A game at the end of the workshop.
- A more broad perspective on actual Black history instead of college prep.
- Bathroom breaks.
- Better ACT prep.
- By telling everyone about this in community/more PR.
- Food!! (breakfast!)
- I think they should have us do activities to get involved.
- More entertainment to get people more excited.
- More information.
- More kids and helping parents.
- More people.
- More sessions for middle school students.
- More sessions to attend.
- More student lecture.
- More time to ask questions individually.
- No.
- Nothing really, everything was done correctly.
- Nothing, it was wonderful.
- Nothing.
- Teen speakers.
- The entire event was very good.
- The length of events. More time.

## NAACP Parent Results

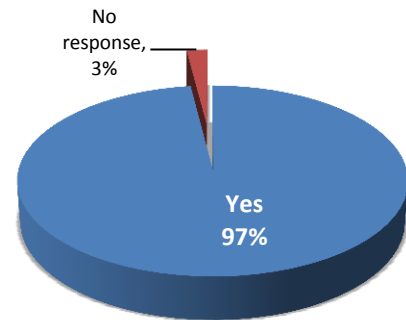
Rating Item	Didn't Attend / No Response	Didn't Liked It	So-So	Liked It	Loved It
Opening Session	9%	0%	0%	36%	55%
Parent Sessions	3%	0%	0%	30%	67%
Understanding of Information Presented	0%	0%	0%	30%	70%
Overall Experience	0%	0%	0%	30%	70%

NOTE: Due to rounding, rows may not always add up to 100

**I would recommend TCC's NAACP program to others**



**My expectations for the program were met (parents)**

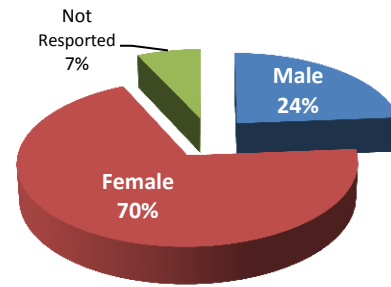


## NAACP Parent Demographics

### Parent/Guardian Gender

	Number	Percent
Male	6	18%
Female	23	70%
Unknown	4	12%
Total Respondents	33	100%

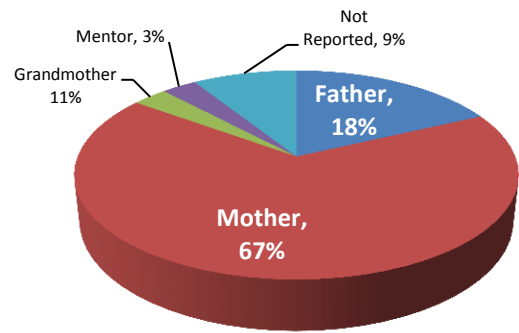
NOTE: Due to rounding, columns may not always add up to 100%



### Parent/Guardian Completing Survey

	Number	Percent
Father	6	18%
Mother	22	67%
Grandmother	1	3%
Mentor	1	3%
Not Reported	3	9%
Total Respondents	33	100%

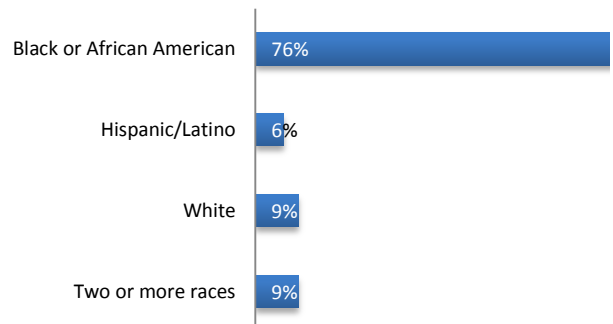
NOTE: Due to rounding, columns may not always add up to 100%



### Parent/Guardian Ethnicity

	Number	Percent
Black or African American	25	76%
Hispanic/Latino	2	6%
White	3	9%
Two or more races	3	9%
Total Respondents	33	100%

NOTE: Due to rounding, columns may not always add up to 100%



## NAACP Parent Comments

### Which workshops did you (parent) find most useful? (Number of responses in parentheses)

Preparing Your Child for College (15)

Financial Aid: Funding Your Child's Future (8)

Overcoming the Financial Obstacles (2)

### What would improve this event? (parent perspective)

- A little info on other types of grants besides Pell.
- Better promotion.
- Breakfast and refreshments.
- College life experiences.
- Great program; more publicity (parks, barber shops, churches)
- More of!
- More signing.
- N/A
- Need to reach out to more people.
- Nothing.
- The entire event was awesome.
- Understanding Financial Aid - more detail.

### Comparison of Mean Responses

	Student Means	Parent Means
Opening Session	2.69	3.38
Break-out Sessions/Workshops	3.26	3.69
Understanding of Information Presented	3.17	3.70
Overall Experience	3.42	3.70



## Survey Instrument



### NAACP: Youth Council/TCC Evaluation "Youth Helping Youth Conference" February 22, 2014



Please take a moment to evaluate today's program to help us serve you better in the future.

Please completely fill in the selected circle, using pencil or blue/black ink only

<b>Person completing survey:</b>					
<input type="radio"/> Male student	<input type="radio"/> Father of student	<input type="radio"/> Other: _____			
<input type="radio"/> Female student	<input type="radio"/> Mother of student				
<b>Student year in school:</b>					
<input type="radio"/> 6th grade	<input type="radio"/> 8th grade	<input type="radio"/> 10th grade	<input type="radio"/> 12th grade		
<input type="radio"/> 7th grade	<input type="radio"/> 9th grade	<input type="radio"/> 11th grade			
<b>My ethnicity:</b>					
<input type="radio"/> Asian	<input type="radio"/> American Indian/Alaska Native	<input type="radio"/> Black or African American	<input type="radio"/> Hispanic/Latino	<input type="radio"/> Native Hawaiian or Other Pacific Islander	<input type="radio"/> White
<input type="radio"/> Two or more races					
<b>I would recommend today's program to others.</b>					
<input type="radio"/> Yes		<input type="radio"/> No			
<b>My expectations for the program were met.</b>					
<input type="radio"/> Yes		<input type="radio"/> No			
<b>How would you rate the information you received today concerning:</b>	<b>Didn't Attend</b>	<b>Didn't Like it</b>	<b>So-so</b>	<b>Liked it</b>	<b>Loved it</b>
Opening session	<input type="radio"/>	<input type="radio"/>	<input type="radio"/>	<input type="radio"/>	<input type="radio"/>
Break-out sessions/workshops	<input type="radio"/>	<input type="radio"/>	<input type="radio"/>	<input type="radio"/>	<input type="radio"/>
Understanding of information presented during workshops	<input type="radio"/>	<input type="radio"/>	<input type="radio"/>	<input type="radio"/>	<input type="radio"/>
Overall experience	<input type="radio"/>	<input type="radio"/>	<input type="radio"/>	<input type="radio"/>	<input type="radio"/>
<b>What would improve this event?</b> _____					
<i>STUDENTS ONLY FOR THIS SECTION</i>					
<b>Which workshop did you find most useful? (select one)</b>					
<input type="radio"/> The Power of Mentoring					
<input type="radio"/> Black History: Past & Present					
<input type="radio"/> Students of Color and the College Experience					
<input type="radio"/> ACT Prep					
<input type="radio"/> You Can't Major in Basketball					
<input type="radio"/> So, You Think You're Ready to Enroll?					
<input type="radio"/> Overcoming the Financial Obstacles (this session was combined with parents)					
<i>PARENTS ONLY FOR THIS SECTION</i>					
<b>Which workshop did you find most useful? (select one)</b>					
<input type="radio"/> Preparing Your Child for College					
<input type="radio"/> Financial Aid: Funding Your Child's Future					
<input type="radio"/> Overcoming the Financial Obstacles (this session was combined with students)					

Rev 1/2014

*Thank you very much for your feedback!*