

**Tenth Annual TCC/NAACP
Youth Helping Youth Conference: “Our History, Our Future”
February 16, 2013, Northeast Campus
Evaluation Report**

**March 14, 2013
Office of Planning and Institutional Research**



Executive Summary

Results of evaluations from the NAACP: Youth Council/TCC “Youth Helping Youth Conference” are presented in this report. The evaluation instrument consisted of eleven items: four 4-point, Likert-type scale questions; two yes/no response format; one multiple choice; one open-ended item for comments; and three demographic questions. The survey was distributed to students and parents at the end of the conference after a combined session. Parent responses consist of 46 surveys; student responses consist of 57 surveys. Findings suggest the following:

- The majority of attendees (92%; 92% of parents and 91% of students) were satisfied with the overall experience, indicating they either “Liked it” or “Loved it.” Combining responses from both parents and students, 96% reported that their expectations were met, and 97% indicated that they would recommend this program to others.
- When asked how satisfied they were the sessions in general, 92% of parents and 79% of students reported that they “Liked it” or “Loved it.”
- The majority of parent/guardians were female (70%); the majority of students were male (53%).
- When examining student year in school, the largest category of student attendees was 6th grade at 19%, and the lowest was 12th grade with 5%.

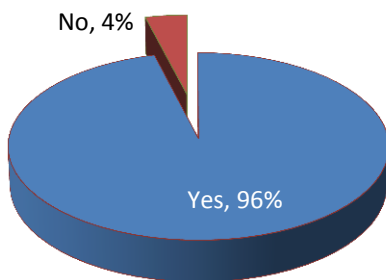
Total Attendance: Slightly over 250, reported by Dean of Diversity and Civic Engagement

NAACP Student Results

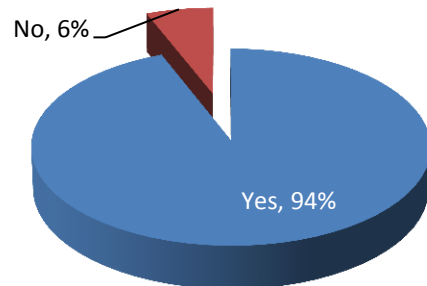
Rating Item	Didn't Attend/ No Response	Didn't Like It	So-So	Liked It	Loved It
Opening Session	9%	0%	23%	51%	18%
Student Sessions	4%	0%	18%	39%	40%
Understanding of Information Presented	0%	0%	16%	46%	39%
Overall Experience	0%	4%	5%	37%	54%

NOTE: Due to rounding, rows may not always add up to 100

I would recommend TCC's NAACP program to others



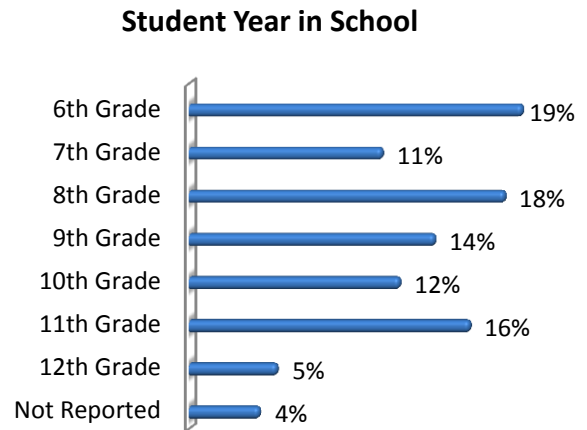
My expectations for the program were met



NAACP Student Demographics

Student Year in School (self-reported)

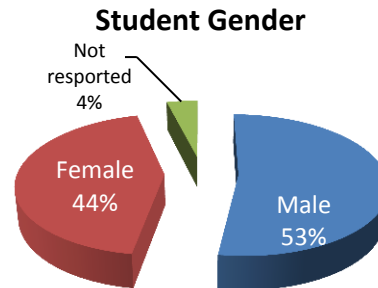
	Number	Percent
6 th Grade	11	19%
7 th Grade	6	11%
8 th Grade	10	18%
9 th Grade	8	14%
10 th Grade	7	12%
11 th Grade	9	16%
12 th Grade	3	5%
Not Reported	3	4%
Total Respondents	57	100%



NOTE: Due to rounding, columns may not always add up to 100

Student Gender

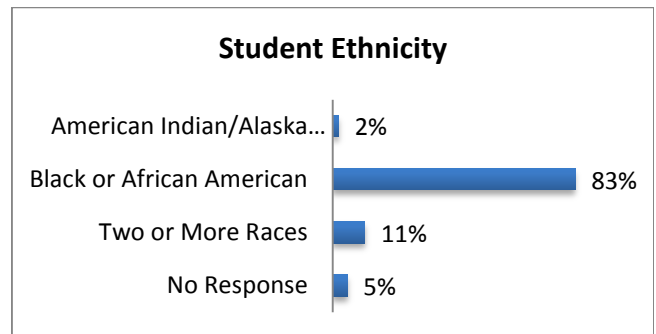
	Number	Percent
Male	30	53%
Female	25	44%
Not Reported	2	4%
Total Respondents	57	100%



NOTE: Due to rounding, columns may not always add up to 100

Student Ethnicity

	Number	Percent
American Indian/Alaska Native	1	2%
Black or African American	47	83%
Two or More Races	6	11%
Not Reported	3	5%
Total Respondents	57	100%



NOTE: Due to rounding, columns may not always add up to 100

NAACP Student Comments

Which workshops did you (student) find most useful? (Number of responses in parentheses)

Black History: Past and Present (12)

Everything You Wanted to Know About College but were Afraid to Ask (11)

Why TCC is for Me! (11)

The Black Student Experience: The Remix (10)

Preparation for ACT(8)

What would improve this event? (student perspective)

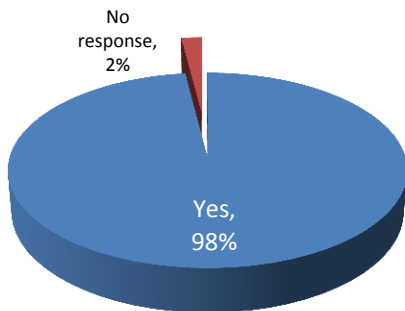
- A better schedule would help.
- A little less commotion with the people.
- A question-answering and college-browsing workshop.
- Activities to help things stick.
- Better seating.
- Everything went great. (2)
- I think the whole program was great.
- It couldn't be better.
- It's good now!
- Just keep on doing good.
- Let people introduce themselves before class starts. Everybody in the classroom. :)
- Let people understand things clearly and understand what is going on.
- More information on scholarships.
- More things.
- More time in classes.
- Nothing to improve.
- Nothing, I wasn't planning to go to college until this.
- Nothing, it was all great.
- Nothing, really it's very good.
- Nothing. (2)
- Opening session.
- Registration at a later time.
- Sandwiches.
- Seeing a pictorial presentation.
- Stop repeating basic history.
- The activities.
- The time schedule.
- Time organization.
- Try to get more involvement with the students.
- Watch a video about black history.

NAACP Parent Results

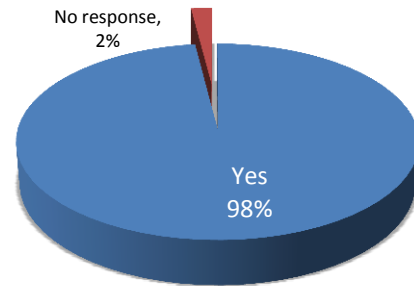
Rating Item	Didn't Attend / No Response	Didn't Liked It	So-So	Liked It	Loved It
Opening Session	4%	0%	2%	35%	59%
Parent Sessions	4%	0%	4%	35%	57%
Understanding of Information Presented	4%	0%	2%	33%	61%
Overall Experience	7%	0%	2%	35%	57%

NOTE: Due to rounding, rows may not always add up to 100

I would recommend TCC's NAACP program to others (parents)



My expectations for the program were met (parents)



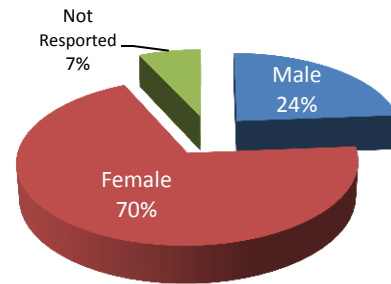
NAACP Parent Demographics

Parent/Guardian Gender

	Number	Percent
Male	11	24%
Female	32	70%
Not Reported	3	7%
Total Respondents	46	100%

NOTE: Due to rounding, columns may not always add up to 100

Parent/Guardian Gender

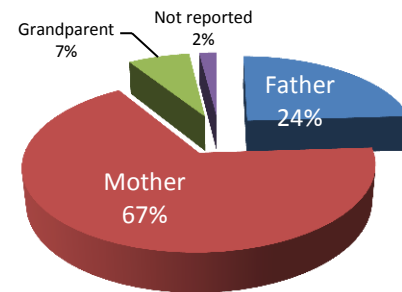


Parent/Guardian Completing Survey

	Number	Percent
Father	11	16%
Mother	31	68%
Grandparent	3	14%
Not Reported	1	2%
Total Respondents	46	100%

NOTE: Due to rounding, columns may not always add up to 100

Parent/Guardian Completing Survey

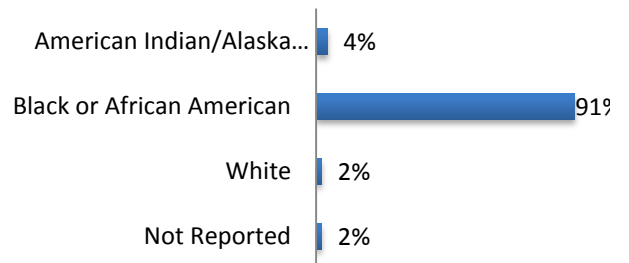


Parent Ethnicity

	Number	Percent
American Indian/Alaska Native	2	4%
Black or African American	42	91%
White	1	2%
Not Reported	1	2%
Total Respondents	46	100%

NOTE: Due to rounding, columns may not always add up to 100

Parent Ethnicity



NAACP Parent Comments

Which workshops did you (parent) find most useful? (Number of responses in parentheses)

Preparing Your Child for College (15)

Preparing for the Future: Information You Can Use (12)

Financial Aid: Funding Your Child's Future (9)

What would improve this event? (parent perspective)

- 8:30 - 11:30; out by noon
- All aspects were adequate, timely, and informative.
- Bigger rooms for seminars.
- Bigger turnout could be met with usage of social media sites so that more people know about it.
- Everyone speaking louder. Most of the information was over my head/nothing would have improved this event for me.
- Everything was great. (2)
- Everything was helpful.
- First time attending. Everything was great.
- Having handouts regarding financial aid and scholarships.
- I would say a Frequently Asked Questions sheet for the financial aid section.
- Love the session with Mrs. Mayes.
- More advertising.
- More parent and student knowledge of the campus, programs that are offered. Great!!! Free programs!!!
- More publicity so more people know about it.
- More session opening for parents.
- More time in each session.
- To help more on parents who don't understand English that much.

Comparison of Mean Responses

	Student Means	Parent Means
Opening Session	2.68	3.51
Break-out Sessions/Workshops	3.12	3.55
Understanding of Information Presented	3.23	3.61
Overall Experience	3.42	3.58

Survey Instrument



NAACP: Youth Council/TCC Evaluation "Youth Helping Youth Conference" February 16, 2013



Please take a moment to evaluate today's program to help us serve you better in the future.

Please completely fill in the selected circle, using pencil or blue/black ink only

6 X 5 FRONT

Person completing survey:					
<input type="radio"/> Male student	<input type="radio"/> Father of student	<input type="radio"/> Other: _____			
<input type="radio"/> Female student	<input type="radio"/> Mother of student				
Student year in school:					
<input type="radio"/> 6th grade	<input type="radio"/> 8th grade	<input type="radio"/> 10th grade	<input type="radio"/> 12th grade		
<input type="radio"/> 7th grade	<input type="radio"/> 9th grade	<input type="radio"/> 11th grade			
My ethnicity:					
<input type="radio"/> American Indian/Alaska Native	<input type="radio"/> Hispanic/Latino	<input type="radio"/> White			
<input type="radio"/> Asian	<input type="radio"/> Black or African American	<input type="radio"/> Native Hawaiian or Other Pacific Islander	<input type="radio"/> Two or more races		
I would recommend today's program to others.					
<input type="radio"/> Yes		<input type="radio"/> No			
My expectations for the program were met.					
<input type="radio"/> Yes		<input type="radio"/> No			
How would you rate the information you received today concerning:	Didn't Attend	Didn't Like it	So-so	Liked it	Loved it
Opening session	<input type="radio"/>	<input type="radio"/>	<input type="radio"/>	<input type="radio"/>	<input type="radio"/>
Break-out sessions/workshops	<input type="radio"/>	<input type="radio"/>	<input type="radio"/>	<input type="radio"/>	<input type="radio"/>
Understanding of information presented during workshops	<input type="radio"/>	<input type="radio"/>	<input type="radio"/>	<input type="radio"/>	<input type="radio"/>
Overall experience	<input type="radio"/>	<input type="radio"/>	<input type="radio"/>	<input type="radio"/>	<input type="radio"/>
What would improve this event? _____					
STUDENTS ONLY FOR THIS SECTION					
Which workshop did you find most useful? (select one)					
<input type="radio"/> Preparation for ACT					
<input type="radio"/> Black History: Past and Present					
<input type="radio"/> The Black Student Experience: The Remix					
<input type="radio"/> Everything You Wanted to Know About College but were Afraid to Ask					
<input type="radio"/> Why TCC is for Me!					
<input type="radio"/> Preparing for the Future: Information You Can Use					
PARENTS ONLY FOR THIS SECTION					
Which workshop did you find most useful? (select one)					
<input type="radio"/> Financial Aid: Funding Your Child's Future					
<input type="radio"/> Preparing Your Child for College					
<input type="radio"/> Preparing for the Future: Information You Can Use					

For use with OpScan® and INSIGHT™ scanners

6 X 5 FRONT

Rev 1/2013

Thank you very much for your feedback!