



2012 Evaluation Report

Ninth Annual TCC/NAACP

Youth Helping Youth Conference: "Our History, Our Future"

February 25, 2012, at Northeast Campus



**Tulsa Community College
Planning & Institutional Research
March 2012**

2012 NAACP Evaluation

Executive Summary

Results of evaluations from the 2012 NAACP: Youth Council/TCC “Youth Helping Youth Conference” are presented in this report. The evaluation instrument consisted of 6 items using a four-point, Likert-type scale and yes/no response format. One open-ended item was included to allow for comments, one multiple choice question, and three demographic questions were asked. The survey was distributed to students and parents at the end of the conference after a combined session. Parent responses consist of 44 surveys; student responses consist of 57 surveys. Findings suggest the following:

- The majority of attendees (93%; 100% by parents and 86% by students) were highly satisfied with the overall experience, indicating they either “Liked it” or “Loved it.” Combining responses from both parents and students, 99% reported that their expectations were met, and 97% indicated that they would recommend this program to others.
- A strong majority indicated satisfaction with the individual sessions. The parent sessions received the highest satisfaction rating with 100% reporting “Liked it” or “Loved it.” 90% of student session attendees either “Liked it” or “Loved it.”
- The information presented was well understood, with 88% (100% by parents, 76% by students) of all respondents noting they “Liked it” or “Loved it.”
- The majority of attendees were female: 80% of parent/guardian attendees were female and 58% of student attendees were female.
- When comparing student and parent responses, parent respondents reported higher satisfaction with the opening session, individual sessions, understanding of information presented, and the overall experience.
- When examining student age, the largest category of student attendees was tied at 18% in both the 6th and 8th grades. The next largest category was 9th grade at 14%.

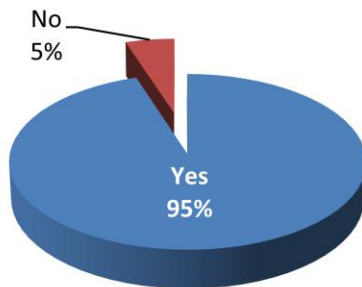
Total Attendants: Slightly over 250, reported by Dean of Diversity and Civic Engagement

NAACP Student Results

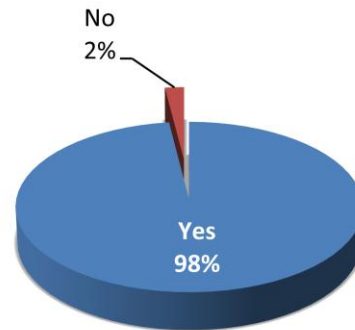
Rating Item	Didn't Attend/ No Response	Didn't Like It	So-So	Liked It	Loved It
Opening Session – Student Speakers	12%	2%	16%	42%	28%
Student Sessions	7%	0%	4%	46%	44%
Understanding of Information Presented	9%	0%	16%	32%	44%
Overall Experience	7%	0%	7%	39%	47%

NOTE: Due to rounding, rows may not always add up to 100

I would recommend TCC's NAACP program to others



My expectations for the program were met



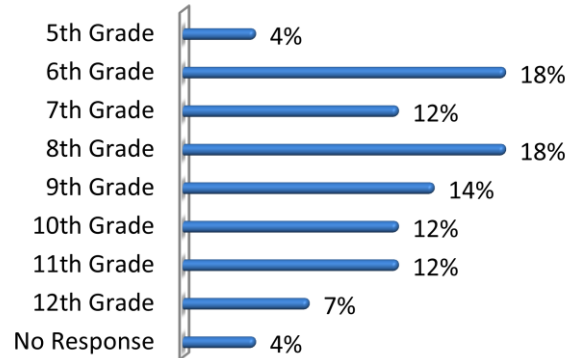
NAACP Student Demographics

Student Year in School (self-reported)

	Number	Percent
5 th Grade	2	4%
6 th Grade	10	18%
7 th Grade	7	12%
8 th Grade	10	18%
9 th Grade	8	14%
10 th Grade	7	12%
11 th Grade	7	12%
12 th Grade	4	7%
No Response	2	4%
Total Respondents	57	100%

NOTE: Due to rounding, columns may not always add up to 100

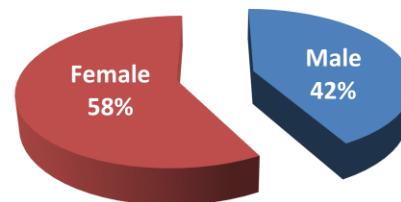
Student Year in School



Student Gender

	Number	Percent
Male	24	42%
Female	33	58%
No Response	0	0%
Total Respondents	57	100%

Student Gender

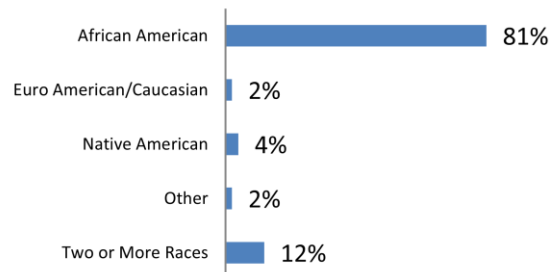


Student Ethnicity

	Number	Percent
African American	46	81%
African American and Euro American/Caucasian	1	2%
Native American	2	4%
Other	1	2%
Two or More Races	7	12%
Total Respondents	57	100%

NOTE: Due to rounding, columns may not always add up to 100

Student Ethnicity



NAACP Student Comments

Which workshops did you (student) find most useful? (Number of responses in parentheses)

Black History: Past and Present (17)
Preparation for Act(8)
Changes: Black Struggle in the Music Industry (7)
Everything You Wanted to Know About College but were Afraid to Ask (7)
Standing Out/Being a Leader Not a Follower (7)
Preparing for the Future: News You Can Use (1)

What would improve this event? (student perspective)

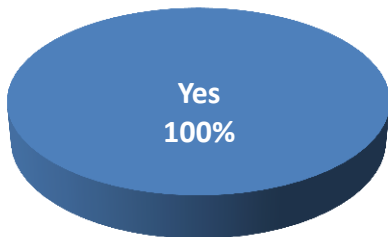
- Better working area.
- Having more time in workshops.
- I thought everything was great.
- If [some of the people] that spoke weren't so loud.
- If there were SAT workshops also.
- It's perfect the way it is.
- Just keep doing what you're doing.
- Longer session time. (2)
- More food.
- More graphic or modern use of technology. Up-to-date things.
- More sessions. All-day type thing.
- More snacks.
- More time.
- No answer.
- Nothing, it was great.
- Nothing. (3)
- Prizes and activities.

NAACP Parent Results

Rating Item	Didn't Attend / No Response	Didn't Liked It	So-So	Liked It	Loved It
Opening Session – Student Speakers	9%	0%	0%	27%	64%
Parent Sessions	2%	0%	0%	30%	68%
Understanding of Information Presented	0%	0%	0%	27%	73%
Overall Experience	0%	0%	0%	23%	77%

NOTE: Due to rounding, rows may not always add up to 100

I would recommend TCC's NAACP program to others



My expectations for the program were met



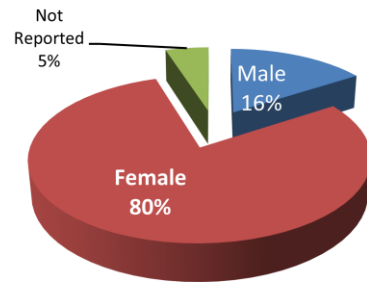
NAACP Parent Demographics

Parent/Guardian Gender

	Number	Percent
Male	7	16%
Female	35	80%
Not Reported	2	5%
Total Respondents	44	100%

NOTE: Due to rounding, rows may not always add up to 100

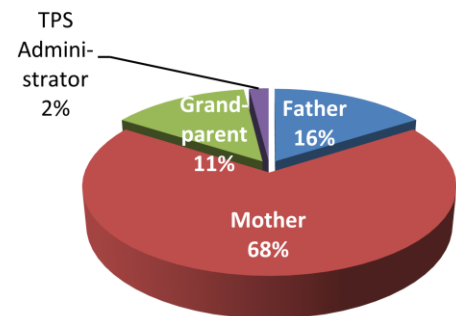
Parent/Guardian Gender



Parent/Guardian Completing Survey

	Number	Percent
Father	7	16%
Mother	30	68%
Grandparent	6	14%
TPS Administrator	1	2%
Total Respondents	44	100%

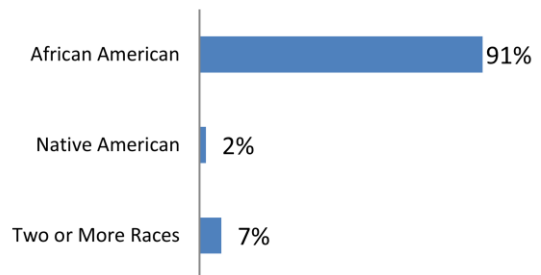
Parent/Guardian Completing Survey



Parent Ethnicity

	Number	Percent
African American	40	91%
Native American	1	2%
Two or More Races	3	7%
Total Respondents	44	100%

Parent Ethnicity



NAACP Parent Comments

Which workshops did you (parent) find most useful? (Number of responses in parentheses)

College Prep 101 (14)
Financial Aid: Funding Your Child's Future (8)
Preparing for the Future: News You Can Use (6)
Killing Your Child's Future (3)

What would improve this event? (parent perspective)

- All needs met.
- Ask people not to bring small children.
- Everything is great the way it is!
- I would have liked to attend ALL sessions/ALL groups.
- Inform all Tulsa County Schools - elementary, middle, high school. Excellent, informative presentations. Thanks!
- It's great!
- Just keeping up the good work.
- Larger area to house the opening part and cooler temps in room.
- More and early communication. I didn't learn of the program until day before program.
- More sessions throughout the year.
- More youth participation.
- Move lunch to noon.
- Not so lengthy.
- Nothing.
- Parents that have small children to make arrangements for them. Baby cried the whole time.
- Thank you.
- This is my first one. Tell you next year!!
- Very informative.
- Wow, hard to improve. Great things.