



# **2011 Evaluation Report**

## **Eighth Annual TCC/NAACP Youth Helping Youth Conference: “Get Prepared” February 26, 2011**



**Tulsa Community College**

# Spring 2011 NAACP Evaluation

## Executive Summary

Results of evaluations from the Spring 2011 NAACP: Youth Council/TCC “Youth Helping Youth Conference” are presented in this report. The evaluation instrument consisted of 7 items using both a four-point, Likert-type scale and a yes/no response format. Two open-ended items were included to allow for comments, and four demographic questions were asked. Findings suggest the following:

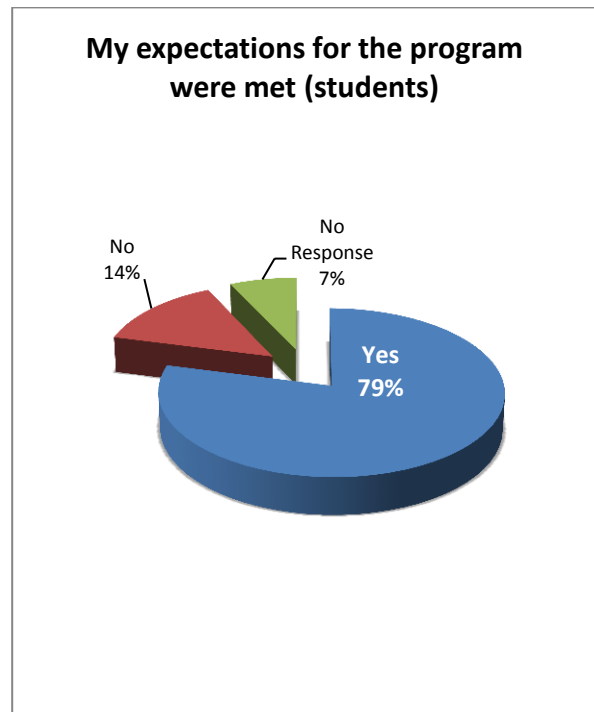
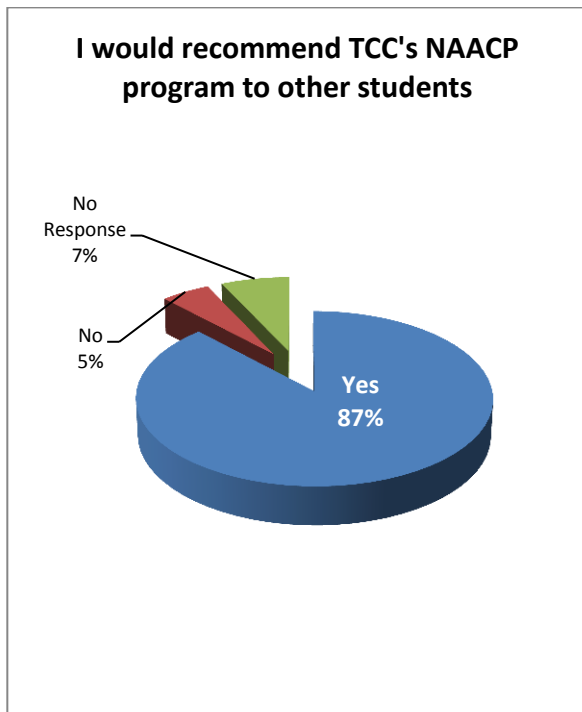
- The majority of attendees (90.7%; 100% by parents and 81.4% by students) were highly satisfied with the overall experience, indicating they either “Liked it” or “Loved it.” Combining responses from both parents and students, 90 % reported that their expectations were met, and 94% indicated that they would recommend this program to others.
- A strong majority indicated satisfaction with the individual sessions. The parent sessions received the highest satisfaction rating with 100% reporting “Liked it” or “Loved it.” 86% of student session attendees either “Liked it” or Loved it.”
- The information presented was well understood, with 86.1% (100% by parents, 72% by students) of all respondents noting they “Liked it” or “Loved it.”
- The majority of attendees were female: 74% of parent attendees were female and 56% of student attendees were female.
- When comparing student and parent responses, parent respondents reported significantly higher satisfaction with the opening session, individual sessions, understanding of information presented, and the overall experience.
- When examining student age, the largest category of student attendees were in the 9<sup>th</sup> grade, representing 21% of the 43 student attendees. The next largest category was tied at 19% for both 6<sup>th</sup> and 11<sup>th</sup> grades.

Total Attendants: A little over 150, reported by Dean of Diversity and Civic Engagement

## NAACP Student Results

Rating Item	Loved It	Liked It	So-So	Didn't Like It	Didn't Attend/No Response
Opening Session – Student Speakers	42%	42%	9%	0%	7%
Student Sessions	26%	61%	7%	0%	7%
Understanding of Information Presented	33%	40%	19%	0%	9%
Overall Experience	35%	47%	9%	0%	9%

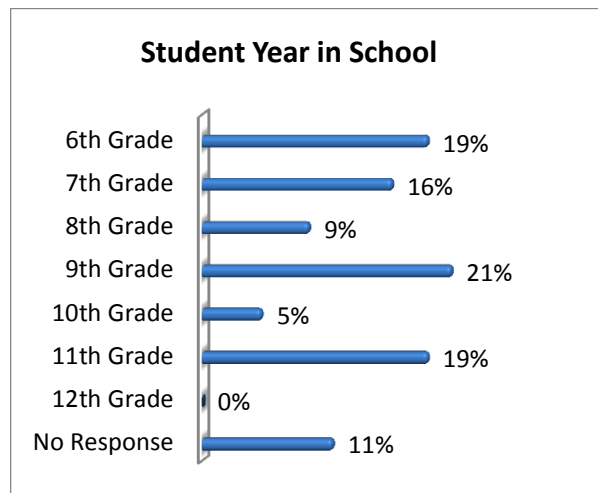
NOTE: Due to rounding, rows may not always add up to 100



# NAACP Student Demographics

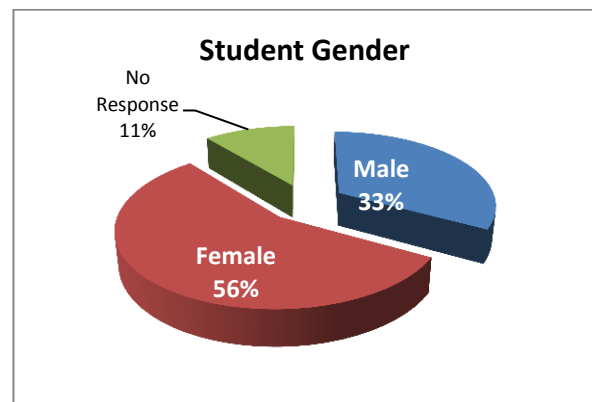
## Student Year in School (self-reported)

	Number	Percent
6 <sup>th</sup> Grade	8	19%
7 <sup>th</sup> Grade	7	16%
8 <sup>th</sup> Grade	4	9%
9 <sup>th</sup> Grade	9	21%
10 <sup>th</sup> Grade	2	5%
11 <sup>th</sup> Grade	8	19%
12 <sup>th</sup> Grade	0	0%
No Response	5	11%
<b>Total Respondents</b>	<b>43</b>	<b>100%</b>



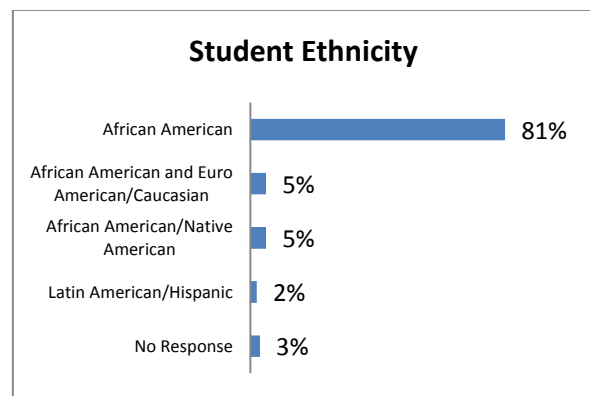
## Student Gender

	Number	Percent
Male	14	33%
Female	24	56%
No Response	5	11%
<b>Total Respondents</b>	<b>43</b>	<b>100%</b>



## Student Ethnicity

	Number	Percent
African American	35	81%
African American and Euro American/Caucasian	2	5%
African American and Native American	2	5%
Latin American/Hispanic	1	2%
No Response	3	7%
<b>Total Respondents</b>	<b>43</b>	<b>100%</b>



## NAACP Student Comments

---

### Which workshops did you (student) find most useful? (Number of responses in parentheses)

Preparing for the Journey (10)
ACT Preparation (9)
Don't Be Hating on Me (8)
Black History: Past and Present (4)
Emergency, Emergency, Can You Help? (3)
Combined Session: Becoming an Other'Aire (2)
Preparing for Your Future as a World Citizen (2)
All of them (2)

### What would improve this event? (student perspective)

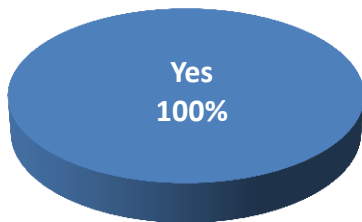
- Black history
- By no person being bullied
- Education
- Everything was great
- If I was able to sleep longer
- If there were more class choices
- If we had history in each section that would be nice
- It is already great
- More known speakers
- More people will improve the event
- More workshops
- Nothing (3)
- Nothing much, except if all the classes was open
- Nothing, it's really great
- Scholarship info
- Time management
- To be thankful of how our skin color can change us and others

## NAACP Parent Results

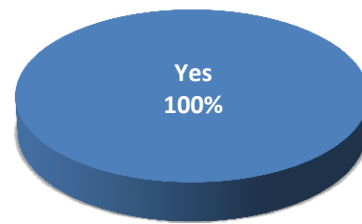
Rating Item	Loved It	Liked It	So-So	Didn't Like It	Didn't Attend or No Response
Opening Session – Student Speakers	58%	19%	3%	0%	19%
Parent Sessions	77%	19%	0%	0%	3%
Understanding of Information Presented	61%	39%	0%	0%	0%
Overall Experience	68%	32%	0%	0%	0%

NOTE: Due to rounding, rows may not always add up to 100

**I would recommend TCC's NAACP program to other families (parents)**



**My expectations for the program were met (parents)**

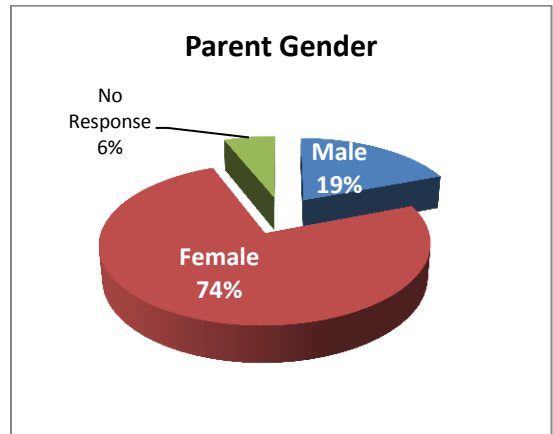


# NAACP Parent Demographics

## Parent Gender

	Number	Percent
Male	6	19%
Female	23	74%
No Response	2	6%
<b>Total Respondents</b>	<b>31</b>	<b>99%</b>

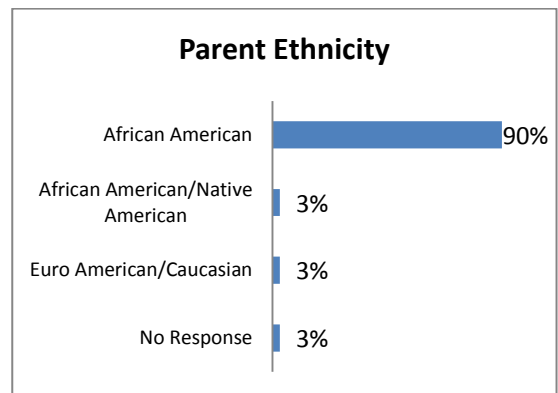
NOTE: Due to rounding, rows may not always add up to 100



## Parent Ethnicity

	Number	Percent
African American	28	90%
African American and Native American	1	3%
Euro American/Caucasian	1	3%
No Response	1	3%
<b>Total Respondents</b>	<b>31</b>	<b>99%</b>

NOTE: Due to rounding, rows may not always add up to 100



## NAACP Parent Comments

---

### Which workshops did you (parent) find most useful? (Number of responses in parentheses)

Killing Your Child's Future: <i>Street Gang Education for Parents</i> (16)
Financial Aid (6)
All (4)
College Prep 101 (4)
Preparing for College (2)

### What would improve this event? (parent perspective)

- Awareness of the event
- Everything's okay. People are here to help you with easily transitioning class to class and that don't talk in layman's terms, easy to understand
- Having more events like this to educate more people
- It was done very well
- It was wonderful; couldn't ask for anything more
- Keep gang in all session[s] each year to come
- Less time in opening session and more in workshops
- More of or more events like this; this was great
- Nothing at this time
- Nothing, I thought it was great!
- On the website, give a description of workshops