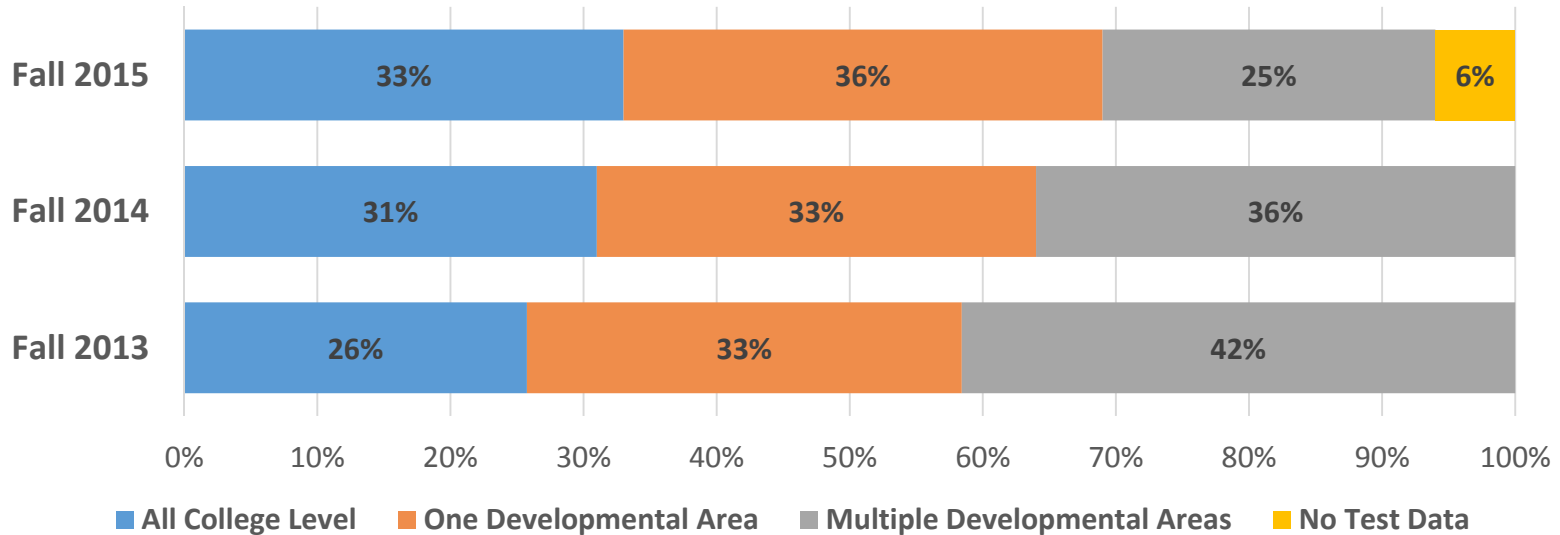


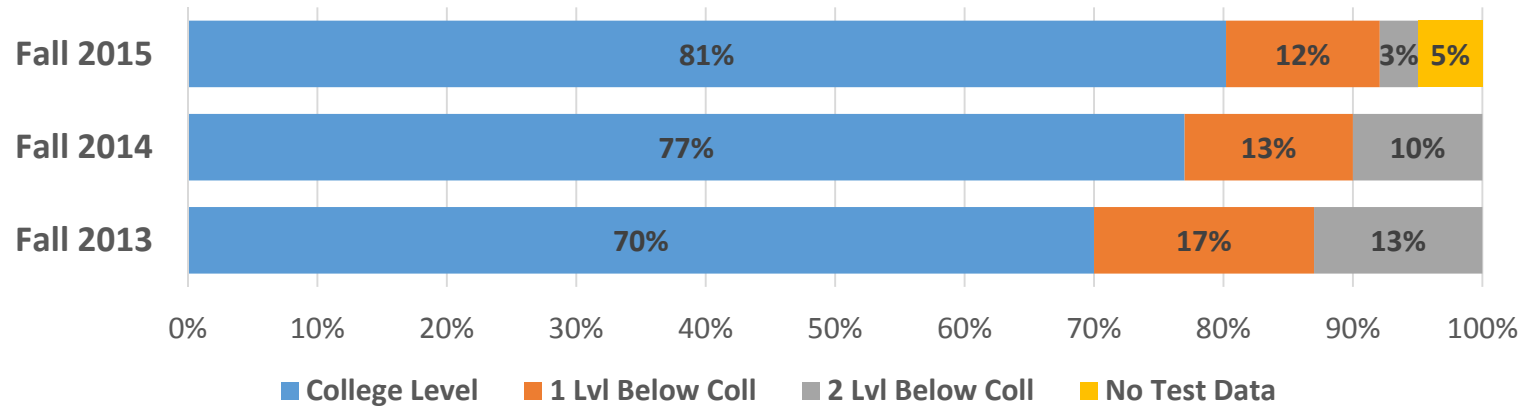
# Developmental Placement Levels for TCC First-time Degree/Certificate-seeking Students



First-time Degree/Certificate-seeking Cohort	Fall 2013		Fall 2014		Fall 2015	
	Count	Percent	Count	Percent	Count	Percent
All College Level	840	25.7%	1,122	30.8%	1,207	33.2%
One Developmental Area	1,072	32.8%	1,230	33.3%	1,309	36.0%
Multiple Developmental Areas	1,355	41.5%	1,314	35.9%	902	24.8%
No Test Data					217	6.0%
<b>TOTAL</b>	<b>3,267</b>	<b>100.0%</b>	<b>3,666</b>	<b>100.0%</b>	<b>3,635</b>	<b>100.0%</b>

## Developmental Placement Levels for TCC First-time Degree/Certificate-seeking Students

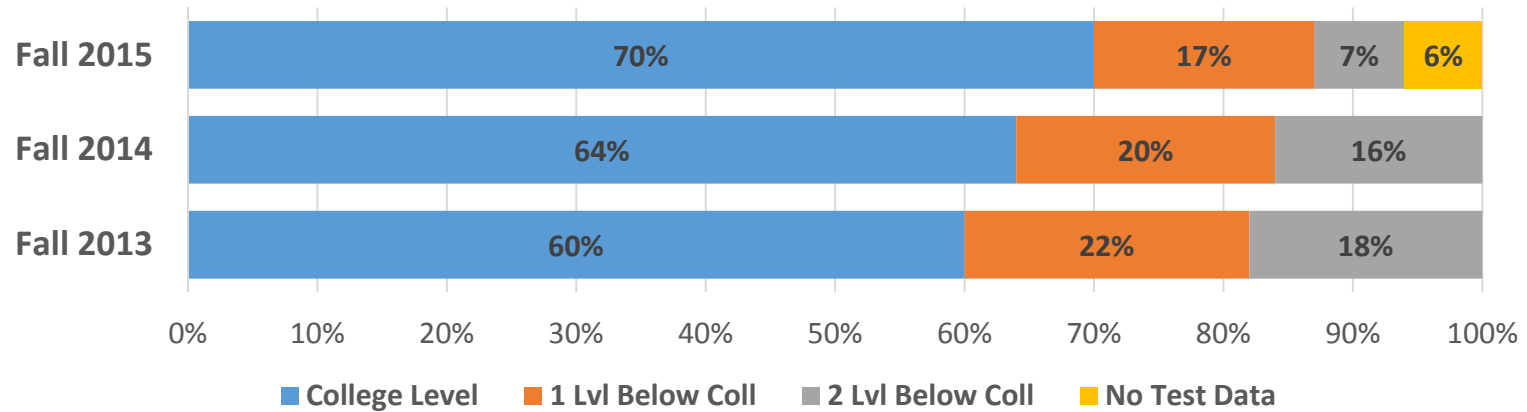
### READING



First-time Degree/Certificate-seeking Cohort	Fall 2013		Fall 2014		Fall 2015	
	Count	Percent	Count	Percent	Count	Percent
College Level	2,296	70.3%	2,832	77.3%	2,944	81.0%
Developmental	971	29.7%	834	22.7%	520	14.3%
1-Level Below	544	16.7%	487	13.3%	429	11.8%
2-Levels Below	427	13.1%	347	9.5%	91	2.5%
No Test Data					171	4.7%
<b>TOTAL</b>	<b>3,267</b>	<b>100.0%</b>	<b>3,666</b>	<b>100.0%</b>	<b>3,635</b>	<b>100.0%</b>

## Developmental Placement Levels for TCC First-time Degree/Certificate-seeking Students

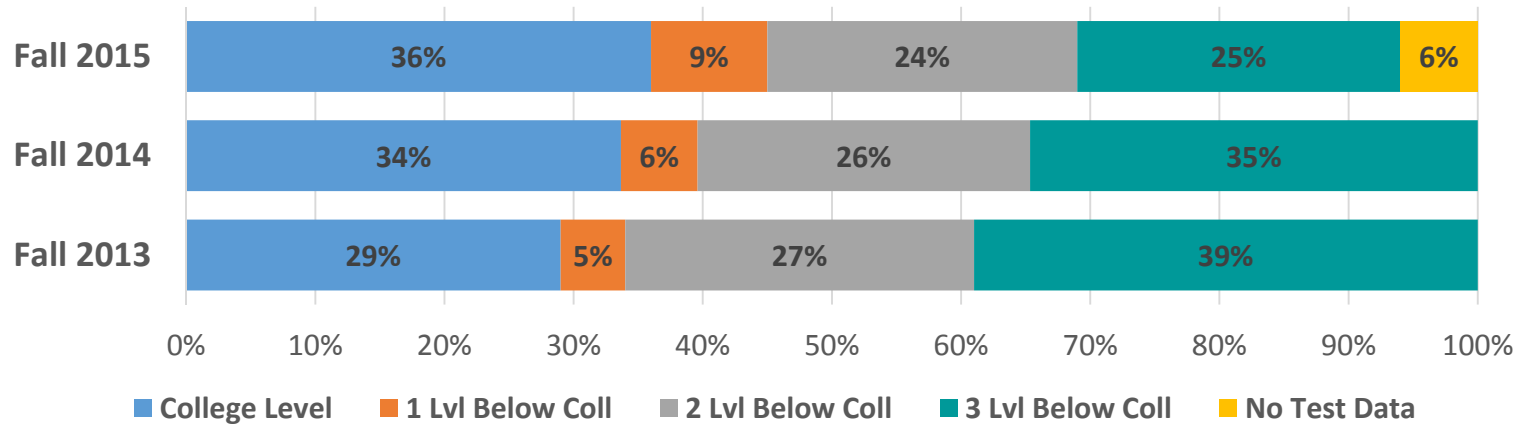
### WRITING



First-time Degree/Certificate-seeking Cohort	Fall 2013		Fall 2014		Fall 2015	
	Count	Percent	Count	Percent	Count	Percent
College Level	1,946	59.6%	2,355	64.2%	2,539	69.8%
Developmental	1,321	40.4%	1,311	35.8%	897	24.7%
1-Level Below	727	22.3%	720	19.6%	633	17.4%
2-Levels Below	594	18.2%	591	16.1%	264	7.3%
No Test Data					199	5.5%
<b>TOTAL</b>	<b>3,267</b>	<b>100.0%</b>	<b>3,666</b>	<b>100.0%</b>	<b>3,635</b>	<b>100.0%</b>

## Developmental Placement Levels for TCC First-time Degree/Certificate-seeking Students

### MATH



First-time Degree/Certificate-seeking Cohort	Fall 2013		Fall 2014		Fall 2015	
	Count	Percent	Count	Percent	Count	Percent
College Level	944	28.9%	1,237	33.7%	1,299	35.7%
Developmental	2,323	71.1%	2,429	66.3%	2,103	59.9%
1-Level Below	165	5.1%	214	5.8%	327	9.0%
2-Levels Below	891	27.3%	951	25.9%	862	23.7%
3-Levels Below	1,267	38.8%	1,264	34.5%	914	25.1%
No Test Data					233	6.4%
<b>TOTAL</b>	<b>3,267</b>	<b>100.0%</b>	<b>3,666</b>	<b>100.0%</b>	<b>3,635</b>	<b>100.0%</b>