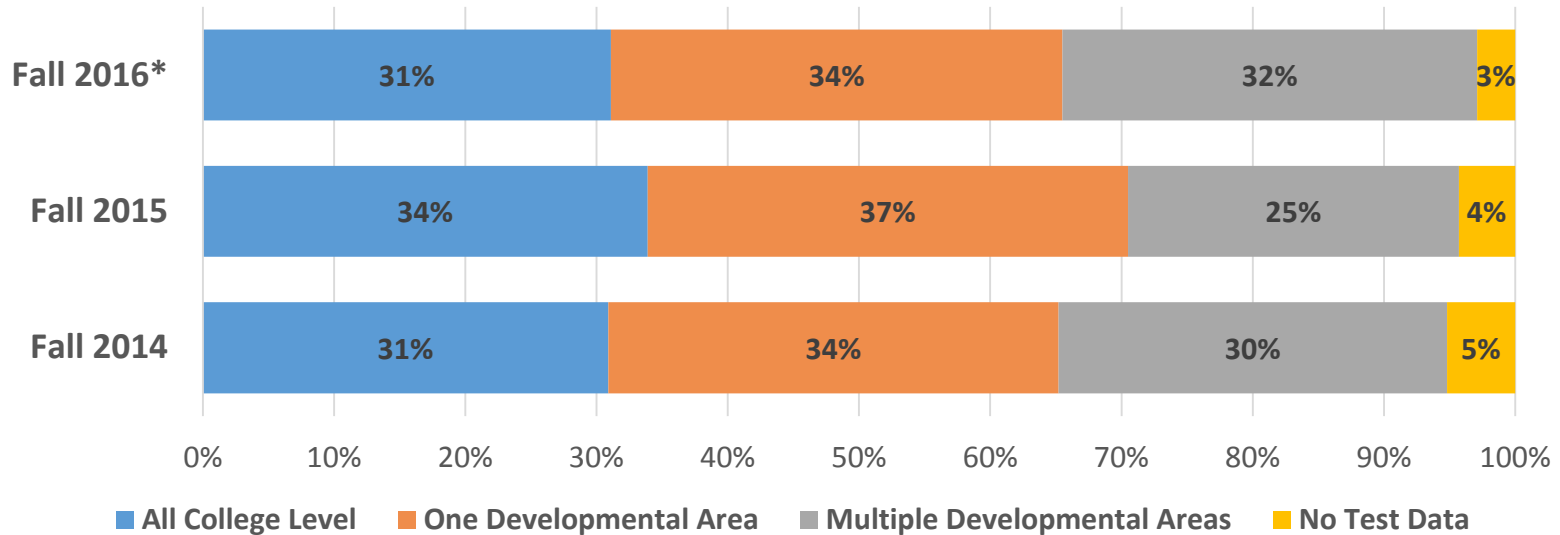


Developmental Placement Levels for TCC First-time Degree/Certificate-seeking Students



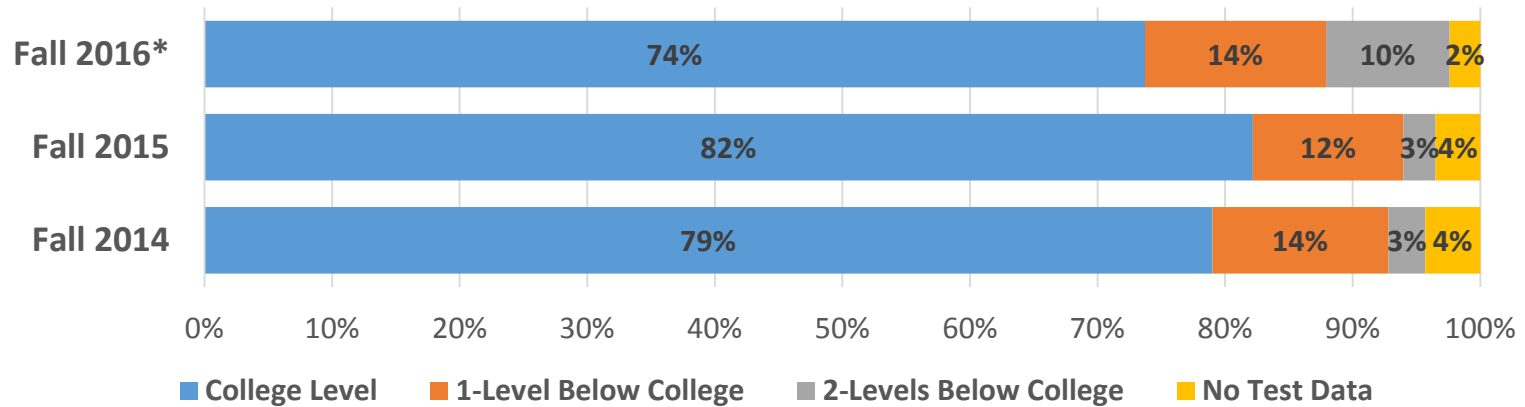
First-time Degree/Certificate-seeking Cohort	Fall 2014		Fall 2015		Fall 2016*	
All College Level	995	30.9%	1,106	33.9%	1,032	31.1%
One Developmental Area	1,106	34.3%	1,193	36.6%	1,141	34.4%
Multiple Developmental Areas	953	29.6%	824	25.2%	1,050	31.6%
No Test Data	167	5.2%	141	4.3%	96	2.9%
TOTAL^	3,221	100.0%	3,264	100.0%	3,319	100.0%

*Testing procedures changed.

^ IPEDS definition of first-time student: Credential-seeking student who could have started in the summer but has no other prior postsecondary experience after high school graduation.

Developmental Placement Levels for TCC First-time Degree/Certificate-seeking Students

READING



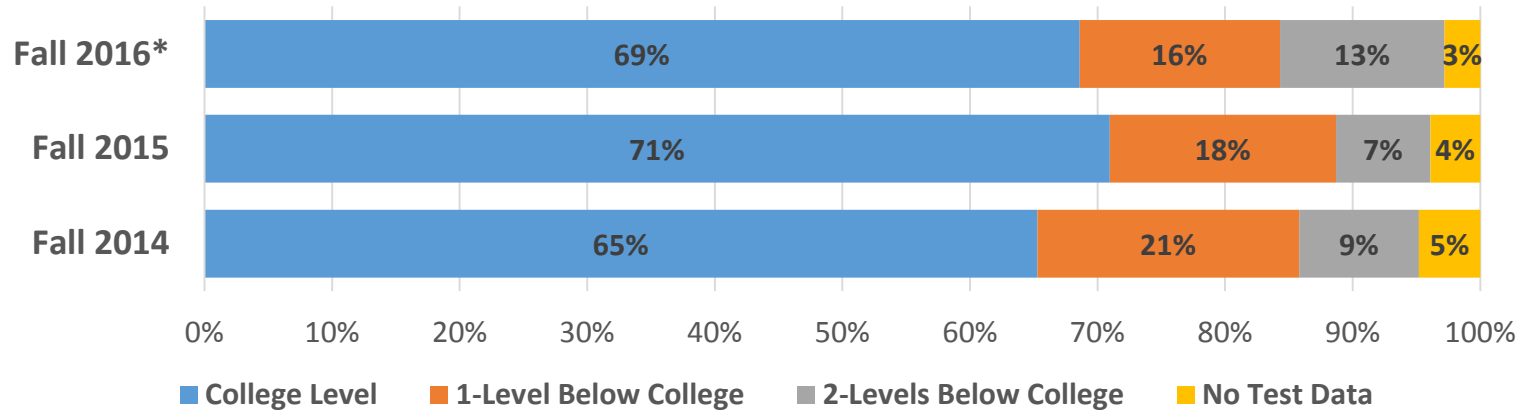
First-time Degree/Certificate-seeking Cohort	Fall 2014		Fall 2015		Fall 2016*	
College Level	2,544	79.0%	2,681	82.1%	2,448	73.8%
Developmental	538	16.7%	468	14.3%	791	23.8%
1-Level Below	443	13.8%	386	11.8%	470	14.2%
2-Levels Below	95	2.9%	82	2.5%	321	9.7%
No Test Data	139	4.3%	115	3.5%	80	2.4%
TOTAL[^]	3,221	100.0%	3,264	100.0%	3,319	100.0%

*Testing procedures changed.

[^] IPEDS definition of first-time student: Credential-seeking student who could have started in the summer but has no other prior postsecondary experience after high school graduation.

Developmental Placement Levels for TCC First-time Degree/Certificate-seeking Students

WRITING



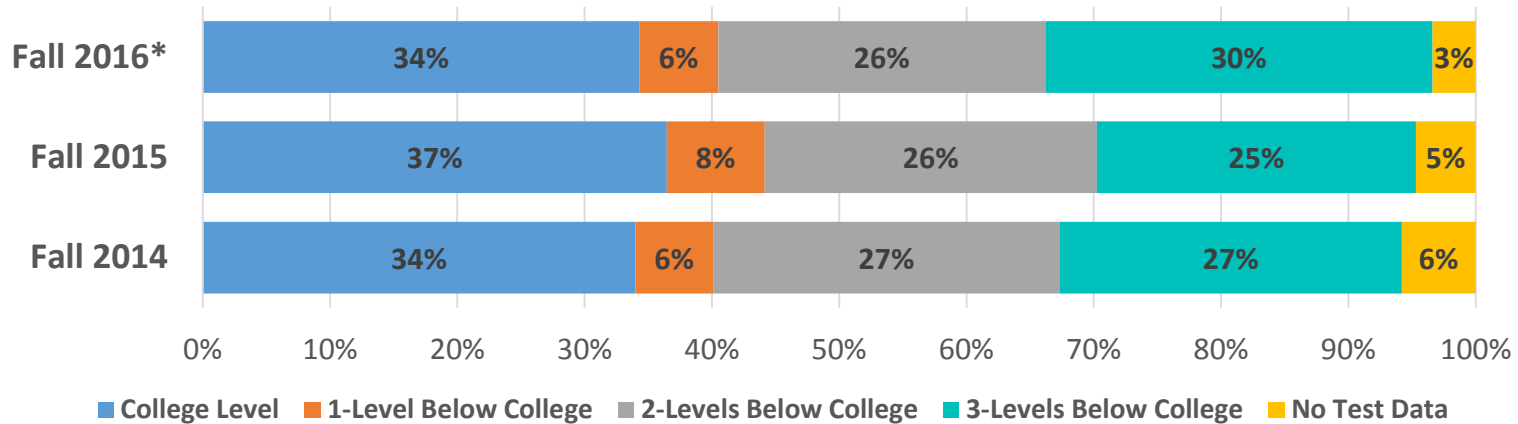
First-time Degree/Certificate-seeking Cohort	Fall 2014		Fall 2015		Fall 2016*	
College Level	2,104	65.3%	2,315	70.9%	2,278	68.6%
Developmental	963	29.9%	821	25.2%	948	28.6%
1-Level Below	660	20.5%	579	17.7%	521	15.7%
2-Levels Below	303	9.4%	242	7.4%	427	12.9%
No Test Data	154	4.8%	128	3.9%	93	2.8%
TOTAL^	3,221	100.0%	3,264	100.0%	3,319	100.0%

*Testing procedures changed.

^ IPEDS definition of first-time student: Credential-seeking student who could have started in the summer but has no other prior postsecondary experience after high school graduation.

Developmental Placement Levels for TCC First-time Degree/Certificate-seeking Students

MATH



First-time Degree/Certificate-seeking Cohort	Fall 2014		Fall 2015		Fall 2016*	
College Level	1,096	34.0%	1,191	36.5%	1,138	34.3%
Developmental	1,939	60.2%	1,919	58.8%	2,067	62.3%
1-Level Below	195	6.1%	250	7.7%	205	6.2%
2-Levels Below	876	27.2%	851	26.1%	854	25.7%
3-Levels Below	868	26.9%	818	25.1%	1,008	30.4%
No Test Data	186	5.8%	154	4.7%	114	3.4%
TOTAL^	3,221	100.0%	3,264	100.0%	3,319	100.0%

*Testing procedures changed.

^ IPEDS definition of first-time student: Credential-seeking student who could have started in the summer but has no other prior postsecondary experience after high school graduation.